

T1456
Safari Tram – NEW!



See pages 2-4 for additional pictures and drawings

Features

- 2 speakers in each coach, uses SD card, Bluetooth enabled
- Options: ADA wheelchair ramp; Start/Stop alarm bells, 2 in each coach

Specifications

Power Unit

Width 6’10”
 Length 19’8”
 Height 8”
 Seats 16-20
 Motor/Drive Isuzu 5.2L turbocharged 4 cylinder diesel engine (4 HK); Allison 6-speed auto transmission.

Coaches

28-seat (Provides more leg room for guests)

32-seats

Length 19’4”
 Height 8’

Length 18’10”
 Height 8’

Overall



Length 66’8”
 Capacity 76-80 (seating capacity of power unit and coaches is per customer request)

Price: \$220,000.00 USD + shipping



1613 Otter Creek Road Nashville, TN 37215 USA
 Phone: 615.370.9625
sales@intermarkridegroup.com www.intermarkridegroup.com





*Heavy rear axle
with direct air brakes*



DURABLE AND POWERFUL DRIVE TRAIN

Isuzu's 5.2L turbocharged 4-cylinder diesel engine (4HK) has been an efficient and powerful engine in the N-Series for years. It produces 215 horsepower and 452 lb.-ft. of torque and is mated to an Aisin 6-speed automatic transmission.

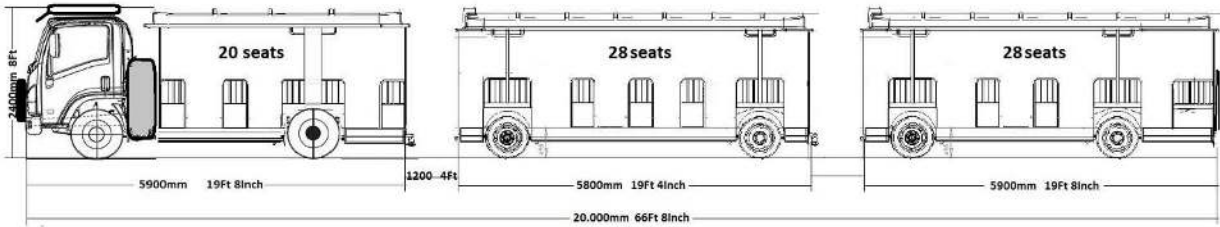


INTERIOR

The new interior has been enhanced with a two-tone gray interior trim, and the seats are covered with a gray and blue cross-pattern tricof fabric that improves the look and feel of the interior while being durable for the daily grind.



easy to maintain
with tilt cabin



Total 76 Passengers

