



T1456**Safari Tram – NEW!**

See pages 2-4 for additional pictures and drawings

Year	NEW
Capacity	76-80 seats Seating based on capacity of power unit and number of coaches
Power	Isuzu 5.2L turbocharged 4 cylinder diesel engine (4 HK); Allison 6-speed auto transmission.
Weight	Truck is 6000 lb. Each coach is 3800 lb.
Features	2 speakers in each coach with Bluetooth & SD card. ADA option. Option for start/stop alarm bells.
Price	\$220,000 USD + shipping





*Heavy rear axle
with direct air brakes*



DURABLE AND POWERFUL DRIVE TRAIN

Isuzu's 5.2L turbocharged 4-cylinder diesel engine (4HK) has been an efficient and powerful engine in the N-Series for years. It produces 215 horsepower and 452 lb.-ft. of torque and is mated to an Aisin 6-speed automatic transmission.



INTERIOR

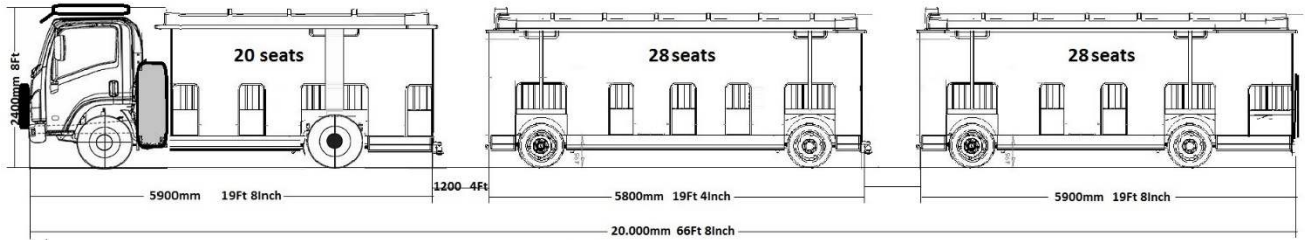
The new interior has been enhanced with a two-tone gray interior trim, and the seats are covered with a gray and blue cross-pattern tricort fabric that improves the look and feel of the interior while being durable for the daily grind.



**ISUZU
TRUCK**

**HOW TO TILT
AN ISUZU
NPRCAB**

easy to maintain
with tilt cabin



Total 76 Passengers

